

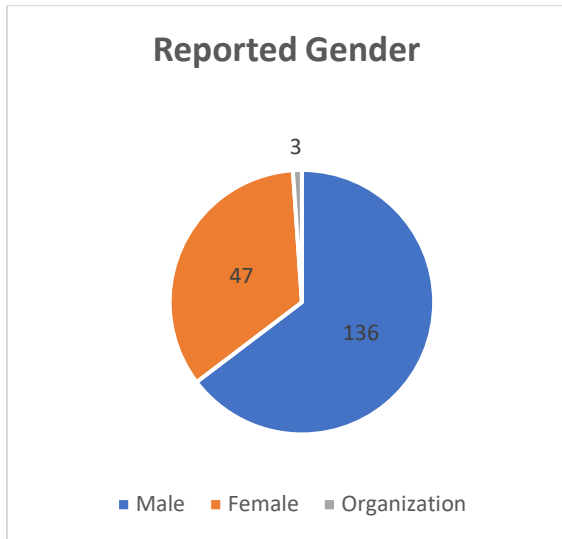
**Middle Tennessee State University  
Office of Student Conduct  
July 1, 2023 – June 30, 2024**

**Total Number of Disciplinary Cases: 183  
Approximate Number of Consultations: 72**

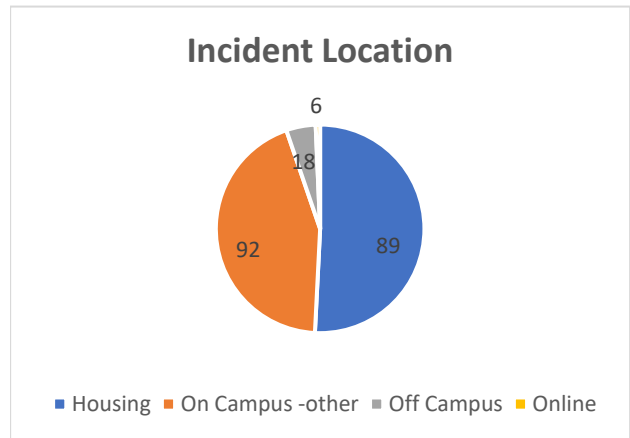
A **disciplinary case** is defined as a student or organization that has been charged with a disciplinary offense. The case number does not reflect the total number of disciplinary referrals made to the office. It also does not account for consultations. One student may have multiple cases, and one case may have multiple violations.

The following data presents a synopsis of the breakdown by gender and classification of the students who had discipline cases with the Office of Student Conduct during the specified time period.

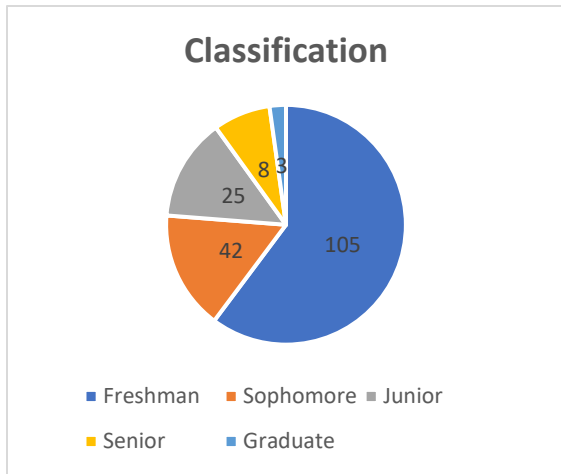
REPORTED GENDER	TOTAL	%
Male	136	72
Female	47	25
Organization	3	3



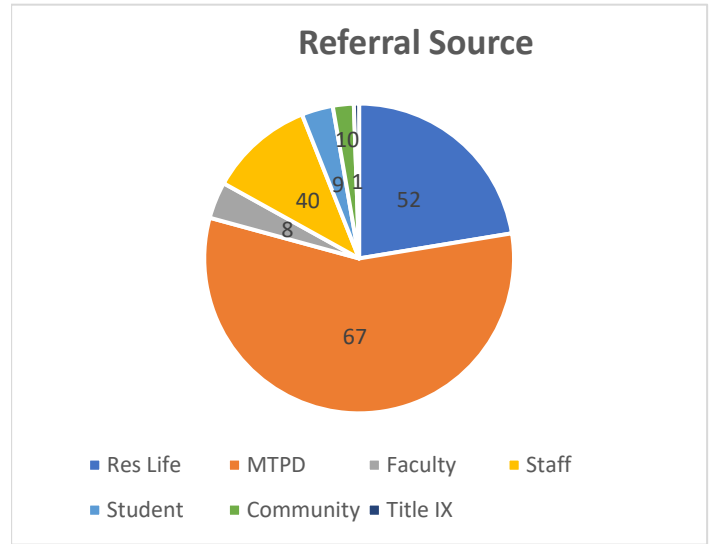
INCIDENT LOCATION	TOTAL	%
Housing	92	49
On Campus	58	31
Off Campus	18	10
Online	6	3



CLASSIFICATION	TOTAL	%
Freshman	105	56
Sophomore	42	22
Junior	25	13
Senior	8	4
Graduate	3	2



REFERRAL SOURCE	TOTAL	%
Residence Life	52	28
MTPD	67	36
Faculty	8	4
Staff	40	21
Student	9	5
Community	10	5
Title IX	1	1



The office consistently sees more males than females and more freshmen than any other classification. It is important to note that many disciplinary cases have multiple referral sources. For example, many housing incidents also involve the MTSU Police Department. The MTSU PD is counted as the referral source when accompanying reports from other sources exist.

The following chart presents the number of violation types the office adjudicated. The violation type total number reflects the total number of times this violation was assigned to a student. The total number does not reflect how many times the student was found in violation of that specific rule. *The total number of violation types will exceed the total number of disciplinary cases handled by the office.* One student may have multiple violation types within one disciplinary case. The percentage reflects the percentage of the total number of all violations.

<b>Violation Type:</b>	<b>Total Number:</b>	<b>Percentage:</b>
A1. Alcoholic Beverages	45	23
A2. Drugs	55	28
A3. Drug Paraphernalia	8	4
A4. Public Intoxication	6	3
A5. Explosives, Fireworks, and Flammable Materials	1	1
A6. Violation of General Policies	31	16
A7. Violation of State or Federal Laws	4	2
A8. Disorderly Conduct	11	6
A9. Misuse of or Damage to Property	3	2
A10. Obstruction of or Interference with University Activities or Facilities	2	1
A11. Unacceptable Conduct in Disciplinary Proceedings	0	0
A12. Unauthorized Access to University Facilities and/or Grounds	1	1
A13. Pornography or Obscenity	1	1
A14. Student Identification Cards	3	2
A15. Gambling	0	0
A16. Joint Responsibility	4	2
A17. Litter	0	0
A18. Sirens and Loudspeakers	0	0
A19. Graffiti	1	1
B1. Theft, Misappropriation, or Unauthorized Sale of Property	5	3
B2. Failure to Cooperate with University Officials	3	2
B3. Providing False Information	8	4
B4. Misuse of Documents or Identification Cards	0	0
B5. Financial Irresponsibility	0	0

B6. Violation of Imposed Disciplinary Sanctions	0	0
B7. Unauthorized Surveillance	0	0
B8. Unauthorized Duplication or Possession of Keys	0	0
B9. Fire Drills	0	0
C1. Harassment or Retaliation	1	1
D1. Threatening or Dangerous Conduct	3	2
D2. Hazing	1	1
D3. Firearms and Other Dangerous Weapons	0	0
D4. Sexual Misconduct	0	0

<b>Sanction Type:</b>	<b>Total Number:</b>	<b>Percentage:</b>
Apology	2	0.8
Counseling Referral	14	5.1
Educational Requirement	35	12.2
Expulsion	0	0
Fine	0	0
Follow-Up (Required Appointment)	51	19.3
Housing Probation	1	0.4
Housing Restriction/Removal	23	8.7
No Contact Order	5	1.9
Parental Notification	38	14.4
Restriction (Location)	1	0.4
Restriction (Privilege)	9	3.4
Organization Cease and Desist	1	.4
Disciplinary Probation	46	17.4
Written Reprimand	31	11.7
Restitution	8	3
Suspension	2	.8
Tenure Probation	0	0
Additional Sanctions/Stipulations	19	7.2

\*Additional Sanctions include directed tasks, requirements to report, and other non-specified sanctions.

The statistics contained in this report represent disciplinary cases adjudicated by the Office of Student Conduct for the time period indicated. Formal charges may have also been filed with the MTSU police department and/or the Department of Housing and Residential Life. It is possible that a single violation may appear in reports from all three departments. Disciplinary matters adjudicated solely by the Department of Housing and Residential Life are **not** reflected in these statistics.

### **Noteworthy Observations**

The overall number of conduct cases charged during this review period remained static as compared to the previous year. The office conducted more follow-up meetings with students due to the steady total caseload number. Marijuana violations continue to be the most prevalent issue that the office handles; however, there was an uptick in alcohol violations.

A significant amount of time is spent in consultations with various campus partners about handling student behavior and addressing behaviors before they become problematic. These matters were not tracked through the current student conduct software. The staff tracked these interactions internally. Not all consultations were tracked. The total number of consultations recorded for the review period was sixty two.

The office also handled a small amount of care cases including distressed students and students who were dealing with specific life circumstances that were hindering their ability to be successful at MTSU. These matters were not tracked through the student conduct software. The staff tracked these interactions internally. Not all consultations were tracked. The total number of recorded care cases for the review period was ten.

The office has petitioned to include an official care component at MTSU for several years. The office was granted permission to develop a five-year plan to incorporate a University-wide care team into current engagement efforts. This plan included transitioning the Student Assistance Coordinating Committee to a true Behavioral Intervention Team. The hope is that the five-year plan can be expedited to align with national best practices.

### **Engagement Efforts**

Staff members participate in various campus events to boost visibility and develop relationships with constituents outside of the student conduct process. These efforts include participation in Welcome Back events, athletic events, student organization meetings and events, tabling, and hosting educational sessions for faculty, staff, and students.

### **Educational Outreach**

Staff members provide training and educational outreach for Housing and Residential Life, the Office of Fraternity and Sorority Life, Athletics, University 1010 classes, and other areas as requested.

